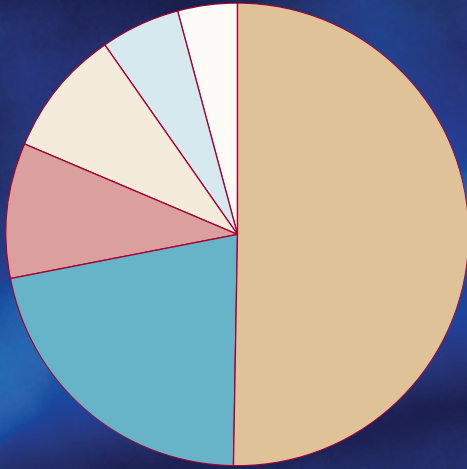


# General Information

Breast Augmentation Procedures Performed in Women 18 and Under\* According to Reason for Surgery



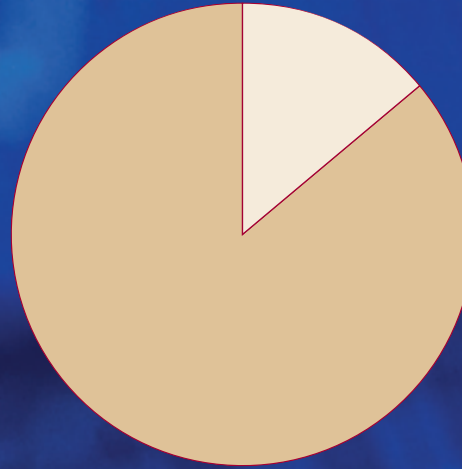
Source: American Society for Aesthetic Plastic Surgery

- 50.3% Purely cosmetic bilateral breast augmentation\*\*
- 21.7% Severe asymmetry
- 9.5% Congenital micromastia (severe underdevelopment)
- 9.0% Tubular breast deformity
- 5.4% Poland's syndrome (congenital absent breast)
- 4.1% Other

\*In 2008, there were 4,108 procedures performed on women 18 and under, only 2% of the total number of breast augmentations. Under 1 percent of the total number of breast augmentation procedures were performed on women 18 and under for purely cosmetic bilateral breast enlargement.

\*\*The FDA recommends that cosmetic breast augmentation be restricted to women age 18 and above.

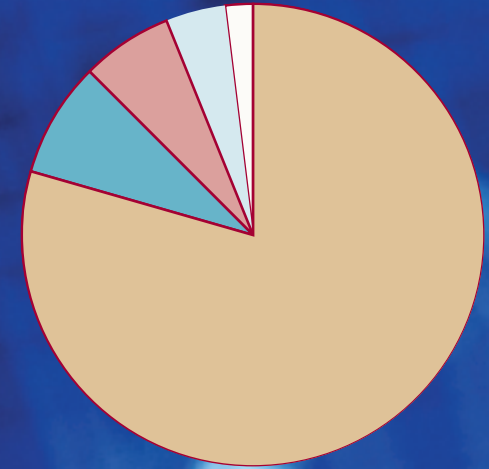
Percent of Doctors Surveyed who work with medical spas where non-surgical procedures, such as injections and laser procedures are performed



Source: American Society for Aesthetic Plastic Surgery

- 86% Do not work with medical spas
- 14% Work with medical spas

Percent of Total Procedures According to Race/Ethnicity



Source: American Society for Aesthetic Plastic Surgery

- 79.8% Caucasian
- 8.0% Hispanics
- 6.4% African-American
- 4.1% People of Asian descent
- 1.8% Other

Total ethnic population (rounded) = 20%