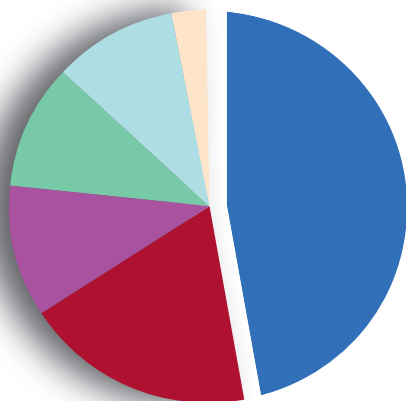


GENERAL INFORMATION

Breast Augmentation Procedures Performed in Women 18 and Under* According to Reason for Surgery



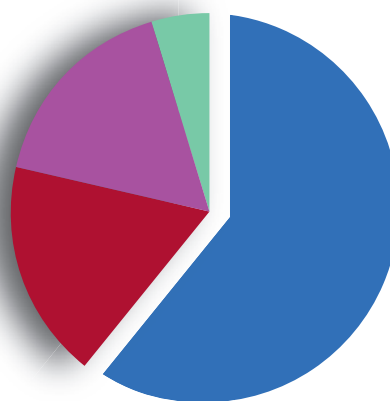
Source: American Society for Aesthetic Plastic Surgery

- 47.4% Purely cosmetic bilateral breast augmentation**
- 18.5% Severe asymmetry
- 11.0% Congenital micromastia (severe underdevelopment)
- 10.2% Tubular breast deformity
- 10.1% Poland's syndrome (congenital absent breast)
- 2.9% Other

*In 2010, there were 4,153 procedures performed on women 18 and under, less than 1% of the total number of breast augmentations.

**The FDA recommends that cosmetic breast augmentation be restricted to women age 18 and above.

Americans spent nearly \$10.7 billion on cosmetic procedures in 2010. Percentage of procedure based on expenditures.

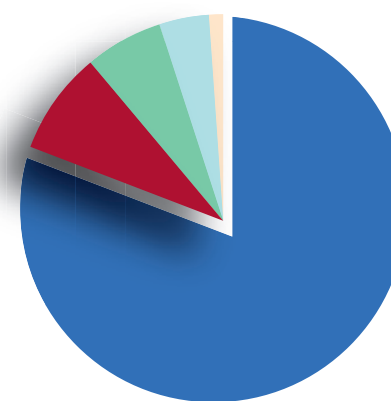


Source: American Society for Aesthetic Plastic Surgery

- \$6.6 Surgical Procedures
- \$1.9 Injectable Procedures
- \$1.8 Skin Rejuvenation Procedures
- \$0.5 Other nonsurgical Procedures

\$ in billions

Percent of Total Procedures According to Race/Ethnicity



Source: American Society for Aesthetic Plastic Surgery

- 81% Caucasian
- 8% Hispanics
- 6% African-American
- 4% Asians
- 1% Other

Total ethnic population (rounded) = 19%