

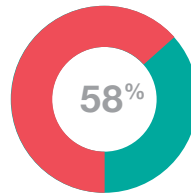
HIGHLIGHTS

- Americans spent more than **13.5 billion** on combined surgical and nonsurgical procedures in 2015.



- There was a **1.5 billion dollar increase** in expenditures for **combined surgical and nonsurgical** procedures from 2014 to 2015.


- Surgical procedures accounted for 58% of the total expenditures** in 2015.



- Nonsurgical procedures in 2015 accounted for 42% of the total expenditures** in 2015.

- Surgical procedures are up 7% with 1,912,468 procedures performed, nonsurgical procedures are up 22% with 10,879,909 procedures performed, and **combined surgical and nonsurgical procedures are up 20% compared to last year's data**, with a total of 12,792,377 procedures performed.


- The most popular surgical procedure was liposuction with 396,048 procedures performed.** It is the **ONLY** surgical procedure with a spot in the top 10 cosmetic procedures overall.



- For the first time this year, statistical data for fat grafting to the breasts, buttocks, and face was reported. There were **18,135 fat grafting procedures to the breast, 18,487 to the buttocks, and 48,059 to the face.** Fat transfer to the face was the 9th most popular surgical procedure in 2015.



- Cosmetic procedures have increased by 39% over the past five years** (from 2011) with **surgical procedures up 17%** and **nonsurgical procedures up 44%**.



- The procedures with the most significant increases between 2014 and 2015 were:

Nonsurgical Skin Tightening (up 58%)

Tattoo Removal (up 39%)

Microdermabrasion (up 34%)

Buttock Lifts (up 32%)

Male Breast Reduction, for the treatment of Gynecomastia **(up 26%)**



- Injectables overall** (including Belotero, Botox, Dysport, Juvederm Ultra, Juvederm Ultra Plus, Perlane, Poly-L-Lactic acid, Radiesse, Restylane, Voluma, Xeomin, etc.) **saw a 21% increase in 2015.**



- Where cosmetic procedures were performed in 2015:** Office facility, 61.9%; hospital, 11.9%; and free-standing surgical center, 26%.



Source: American Society for Aesthetic Plastic Surgery

TOP 5



● **The top five cosmetic surgical procedures in 2015 were:**

- Liposuction (396,048 procedures)
- Breast Augmentation (305,856 procedures)
- Tummy Tuck (180,717 procedures)
- Eyelid Surgery (169,708 procedures)
- Breast Lift (148,967 procedures)



● **The top five nonsurgical procedures in 2015 were:**

- Botulinum Toxin (4,267,038 procedures)
- Hyaluronic Acid (2,148,326 procedures)
- Hair Removal (1,136,834 procedures)
- Chemical Peel (603,305 procedures)
- Microdermabrasion (557,690 procedures)

GENDER



● **The top five surgical procedures for women in 2015 were:**

Liposuction, Breast Augmentation, Tummy Tuck, Breast Lift and Eyelid Surgery. **Women had more than 11.5 million cosmetic procedures, 90.5% of the total.** The number of cosmetic procedures performed among women **increased over 538%** from 1997, when this survey was initiated by ASAPS.



● **The top five surgical procedures for men in 2015 were:**

Liposuction, Nose Surgery, Eyelid Surgery, Male Breast Reduction and Facelift. **Men had more than 1.2 million procedures** performed, (9.5% of the total). The number of cosmetic procedures performed among men has **increased over 325%** from 1997, when this survey was initiated by ASAPS.



AGE / RACE



● **People age 35-50 had the most procedures performed (over 5.1 million accounting for 40.4% of the total).**

- Age 51-64 = 30.2%
- Age 19-34 = 17.5%
- 65 and over = 10.2%
- Age 18 and under = 1.7%

● **The most common surgical procedures per age group were:**

- 18 and under = Ear Surgery
- 19-34 = Breast Augmentation
- 35-50 = Liposuction
- 51-64 = Liposuction
- 65 and over = Eyelid Surgery



● **Racial and ethnic minorities had approximately 25% of all cosmetic procedures, up 3% from last year:**

- African-Americans (7.7%)
- Asians (6.2%)
- Hispanics (9.7%)
- other non-Caucasians (1.3%)

Source: American Society for Aesthetic Plastic Surgery