

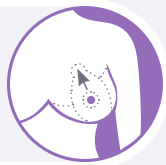
HIGHLIGHTS

- The top 5 **surgical procedures** performed in the U.S. by plastic surgeons board-certified by the American Board of Plastic Surgery:



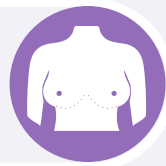
- **Liposuction**
(Performed by 89.1% of all plastic surgeons)

- **Breast Lifts**
(Performed by 89.1% of all plastic surgeons)



- **Tummy Tucks**
(Performed by 87.9% of all plastic surgeons)

- **Breast Augmentation with Silicone Implants**
(Performed by 87.3% of all plastic surgeons)



- **Eyelid Surgery**
(Performed by 85.8% of all plastic surgeons)

- **Liposuction** was the most popular surgical procedure for men in 2020



- **Botox** has been the **#1 aesthetic procedure** performed by plastic surgeons since 1999.

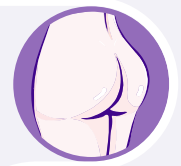
- More than 1.6 BILLION dollars were spent on **injectables** in 2019



- In 2019, **men** accounted for nearly **10%** of all injectables, (9.6%).

- More than ONE BILLION dollars were spent on **silicone gel breast implants** in 2019

- **Buttock augmentation** is up **90.3%** in five years



- Of the **35,880 buttock augmentation** procedures performed in 2019, **95% (or 34,086)** consisted of fat transfer



- In 2019, **men** received
 - **34.8%** of all ear surgery (otoplasty)
 - **16.6%** of all eyelid surgery (blepharoplasty)
 - **16.4%** of all neck lifts
 - **12.7%** of all nose surgery (rhinoplasty)
 - **12.1%** of all liposuction procedures
 - **6.2%** of lower body lifts

Source: The Aesthetic Society

TOP 5



The top five **surgical procedures** in 2019 were:

- **Breast Augmentation** (280,692 procedures)
- **Liposuction** (270,670 procedures)
- **Breast Lift** (146,711 procedures)
- **Tummy Tuck** (140,381 procedures)
- **Eyelid Surgery** (113,229 procedures)



The top five **nonsurgical procedures** in 2019 were:

- **Botulinum Toxin** (1,712,994 procedures)
- **Hyaluronic Acid** (749,409 procedures)
- **Hair Removal** (180,332 procedures)
- **Nonsurgical Fat Reduction** (129,686 procedures)
- **Photo Rejuvenation** (99,740 procedures)

GENDER



The top five **surgical procedures** for women in 2019 were:

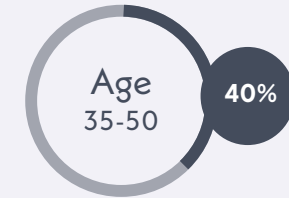
- **Breast Augmentation** (280,692 procedures)
- **Liposuction** (237,843 procedures)
- **Breast Lift** (146,711 procedures)
- **Tummy Tuck** (134,550 procedures)
- **Eyelid Surgery (Blepharoplasty)** (94,478 procedures)



The top five **surgical procedures** for men in 2019 were:

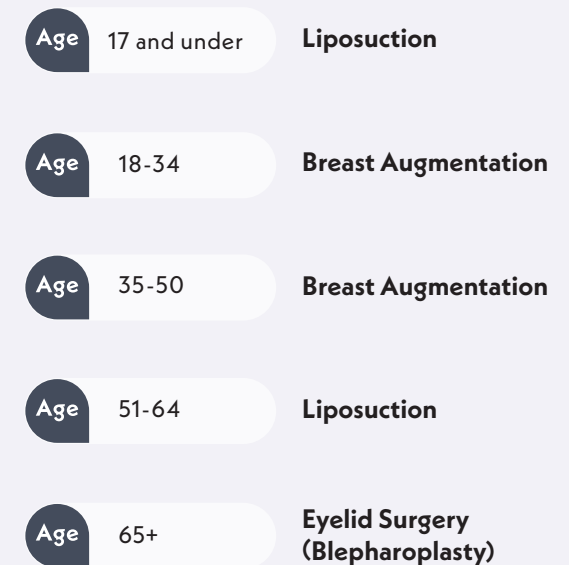
- **Liposuction** (32,827 procedures)
- **Breast Reduction (treatment of Gynecomastia)** (21,407 procedures)
- **Eyelid Surgery (Blepharoplasty)** (18,751 procedures)
- **Tummy Tuck** (5,831 procedures)
- **Nose Surgery** (5,037 procedures)

AGE



As in 2018, patients aged 35 – 50 had the largest percentage of **surgical procedures** performed, (40% of the total number for all age brackets)

The most common **surgical procedures** per age group in 2019 were as follows:



Source: The Aesthetic Society